



2023 annual report to the Community

McLaren Flat Primary School

McLaren Flat Primary School number: 250

Partnership: Sea & Vines



School principal:

Josh Anderson

Signature

Date of endorsement:

05/02/2024



Context Statement

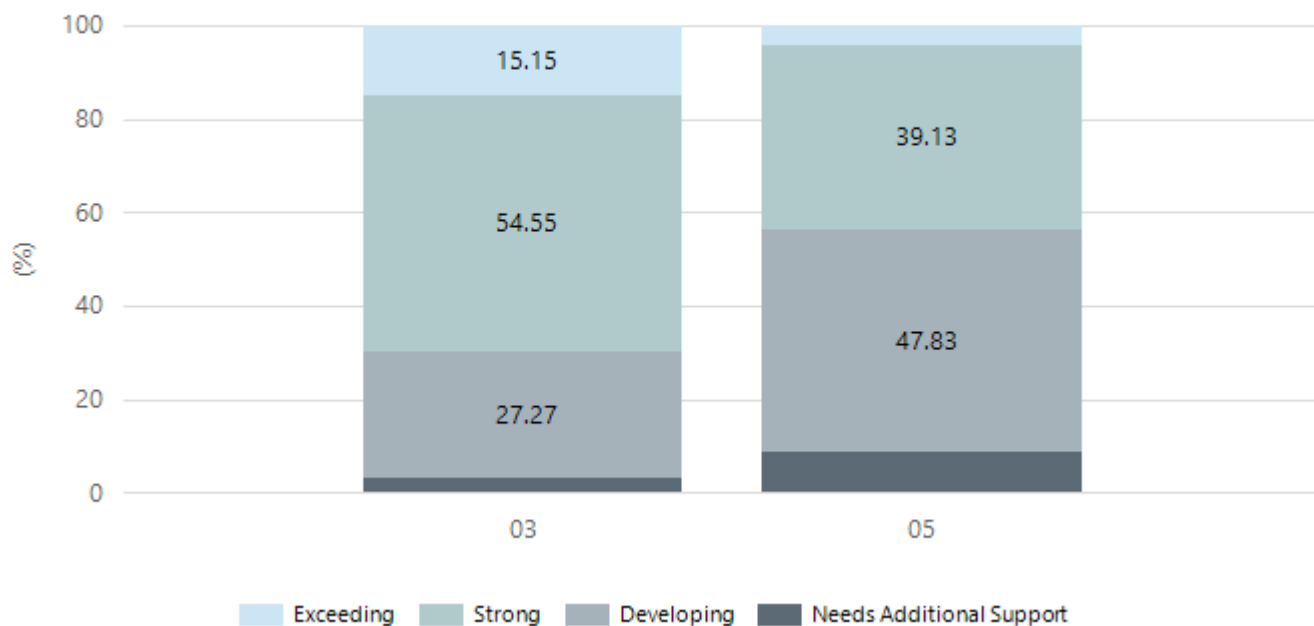
McLaren Flat Primary School caters for students from R-6. At the time of this report, the enrolment in 2023 is 203. McLaren Flat Primary School is classified as Category 7 on the Department for Education Index of Educational Disadvantage. At the time of this report, the school population includes 1% Aboriginal students, 4% students with disabilities, 1% children/young people in care. Further information about the school is available on the school's website (including its context statement), as well as the My School website.

Performance Summary

NAPLAN Proficiency

In 2023, the Australian Curriculum, Assessment and Reporting Authority (ACARA) - a Commonwealth Independent statutory authority - announced changes to NAPLAN performance reporting. This new way of reporting by ACARA that NAPLAN results from 2023 will not be comparable to previous years. The new approach replaces the previous numerical NAPLAN bands and the national minimum standard.

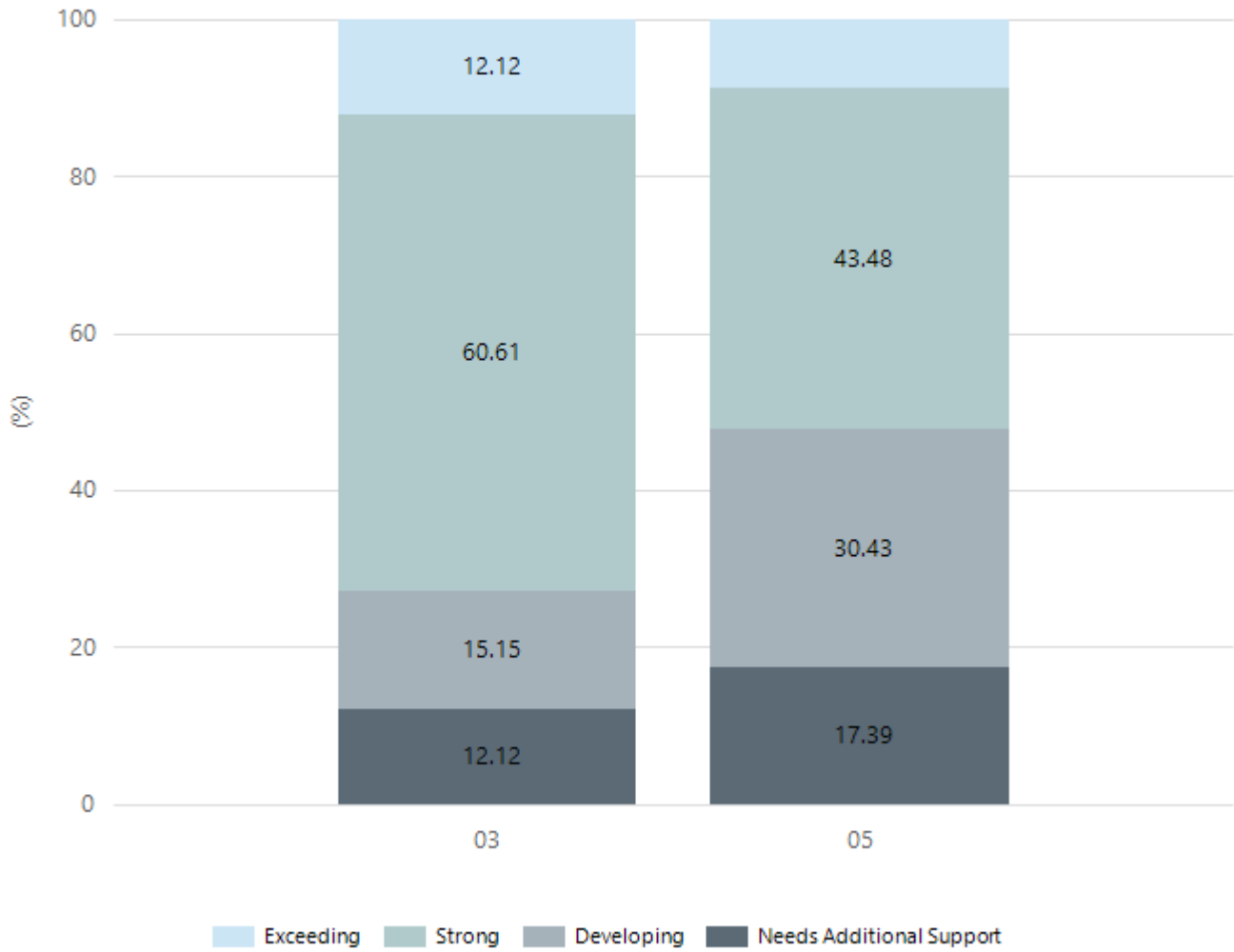
Numeracy



Year Level	03	05
Exceeding	5	1
Strong	18	9
Developing	9	11
Needs Additional Support	1	2
Total	33	23

Data Source: Department for Education Assessment Data Holdings, 2023. When there are less than six students in a cohort, no data is supplied.

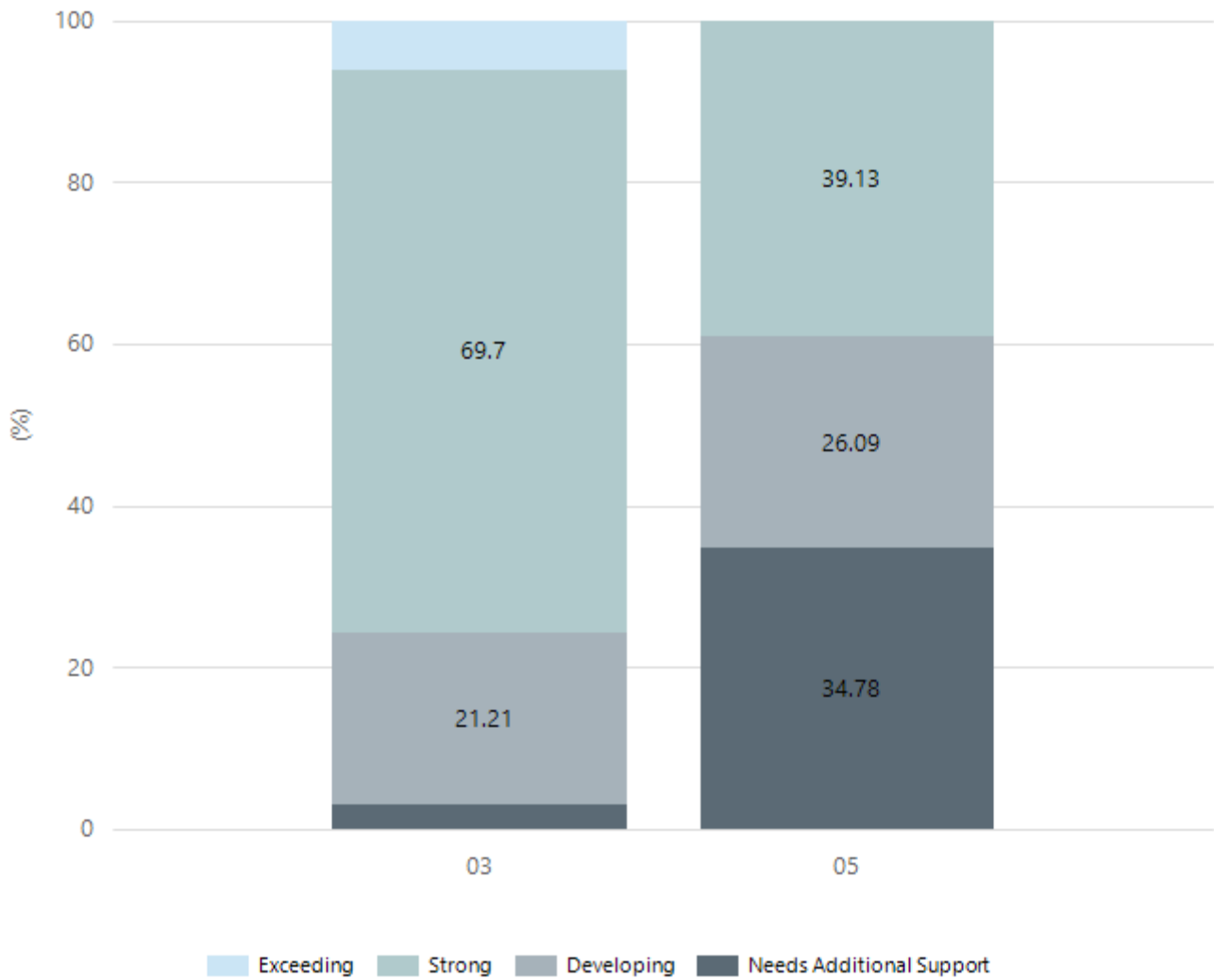
Reading



Year Level	03	05
Exceeding	4	2
Strong	20	10
Developing	5	7
Needs Additional Support	4	4
Total	33	23

Data Source: Department for Education Assessment Data Holdings, 2023. When there are less than six students in a cohort, no data is supplied.

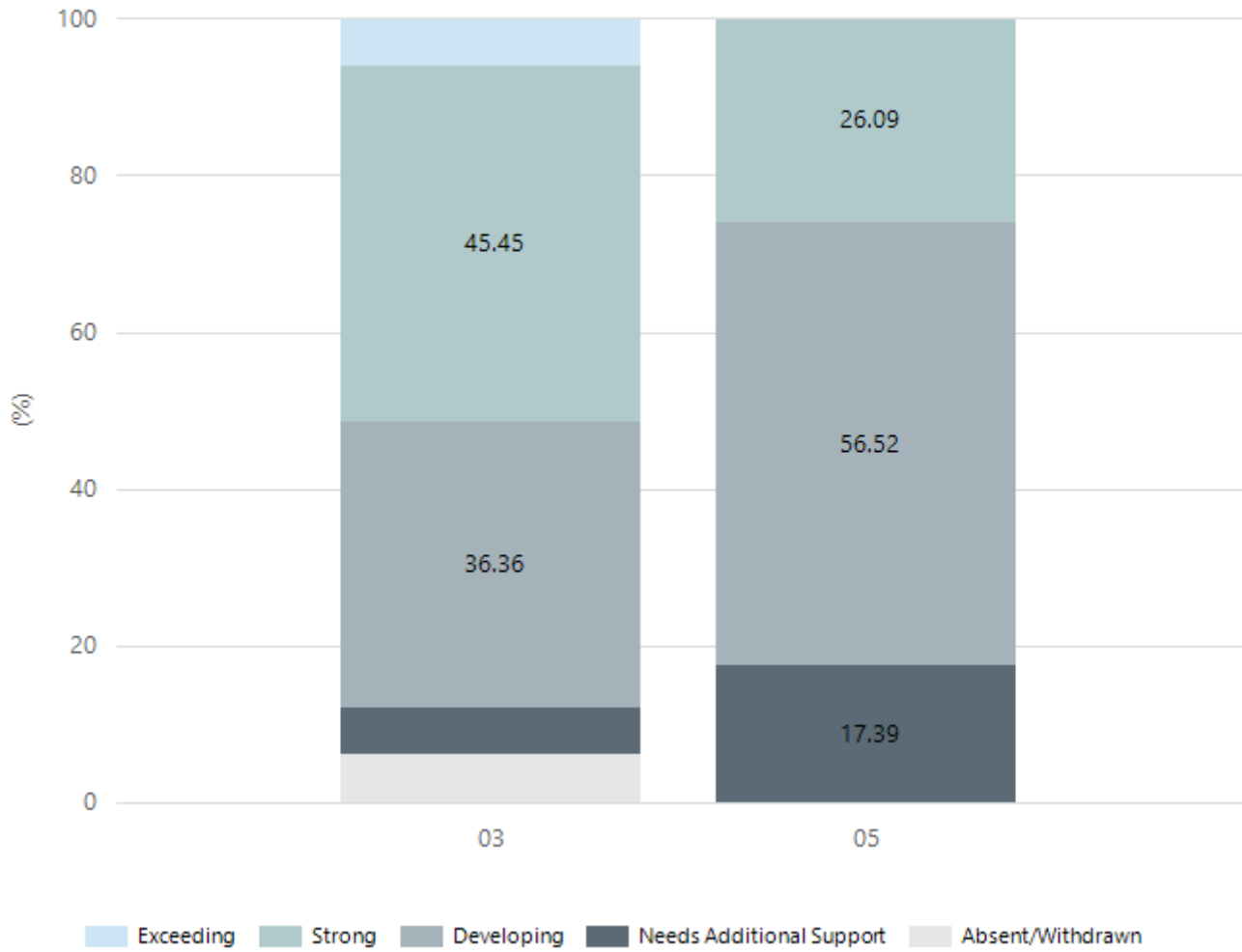
Writing



Year Level	03	05
Exceeding	2	
Strong	23	9
Developing	7	6
Needs Additional Support	1	8
Total	33	23

Data Source: Department for Education Assessment Data Holdings, 2023. When there are less than six students in a cohort, no data is supplied.

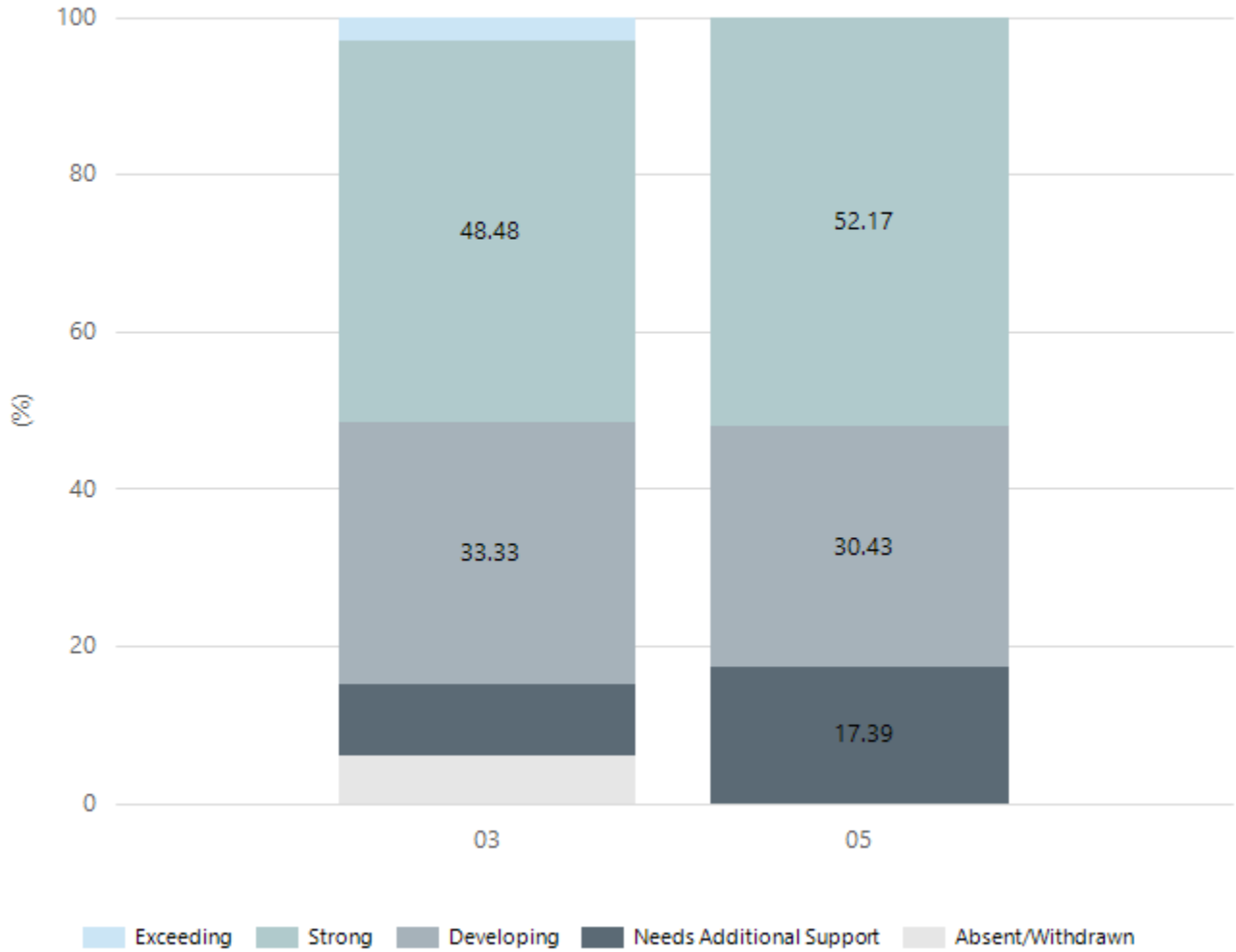
Grammar



Year Level	03	05
Exceeding	2	
Strong	15	6
Developing	12	13
Needs Additional Support	2	4
Absent/Withdrawn	2	
Total	33	23

Data Source: Department for Education Assessment Data Holdings, 2023. When there are less than six students in a cohort, no data is supplied.

Spelling



Year Level	03	05
Exceeding	1	
Strong	16	12
Developing	11	7
Needs Additional Support	3	4
Absent/Withdrawn	2	
Total	33	23

Data Source: Department for Education Assessment Data Holdings, 2023. When there are less than six students in a cohort, no data is supplied.

School Attendance

Year Level	2021	2022	2023
Reception	93.1%	88.1%	87.9%
Year 01	92.2%	89.9%	86.7%
Year 02	93.9%	87.1%	87.5%
Year 03	90.7%	89.6%	87.0%
Year 04	91.9%	82.4%	89.1%
Year 05	92.5%	88.5%	89.9%
Year 06	90.8%	84.7%	89.6%
Year 07	91.8%		
Total	92.1%	87.2%	88.2%

Data Source: Department for Education Attendance Data, Semester 1 Report 2023. A blank cell indicates there were no students enrolled. 'Primary Other' includes students enrolled in specialised education options. 'Secondary Other' includes students who have already spent a year at Year 12 and elected to undertake further study at Year 12.

Attendance Comment

In South Australia, all children and young people must be in school from 6 years to 16 years old. They must attend a government or non-government school full time. From age 16 to 17 however, young people must attend school or an approved learning program (such as an apprenticeship, traineeship, accredited course or university). Schools and parents must encourage and support students to come to school every day. Parents and caregivers must make sure their child is enrolled in a school, and attends school all day and everyday it is open, unless a child is sick or has an approved exemption. Teachers and leaders actively follow up when a student misses school, including recording all absences and non-attendance. All schools in South Australia have local attendance procedures governed under the Education and Children's Services Regulations 2020. Attendance at MFPS has been significantly affected during 2022-23 by the Covid pandemic.

Parent Opinion Survey Results

Proportion of agree/strongly agree response(%)



Data Source: 2023 Department for Education Parent Opinions Survey, Term 3 2023.

Governing Council Report 2023

McLaren Flat Primary School operated throughout 2023 with an effective and functioning Governing Council, comprised of 7 parent members, 1 community member, an elected staff member and the principal. The Governing Council provided feedback and consulted on a range of school developments and processes. We were pleased to see the completion of the new Junior Primary Playground and shade structure, as well the chook pen area coming closer to completion. Fundraising has been a big part of the life of the school this year and funds raised resulted in the install of a highly popular Gaga Ball arena in the playground. Parent and community inclusion initiatives this year have included Sportsday, fundraising, meal deal days, Book Week and Elders day and the end of year concert. The school has continued to operate the fathering group and playgroup as well, which are important family and community initiatives. The Governing Council has continued to oversee the operation of the OSHC and Vacation Care services at McLaren Flat PS, which remains as a vital community service that is viable, popular and well managed, with a healthy bank balance.

We have some members of the council retiring at the end of 2023, so we will continue to recruit new member and promote the council as and an active and effective parent and community voice within the school to help ensure we continue the long standing tradition of our school being a great place to learn.

Intended Destination

Leave Reason	Number	%
NS - LEFT SA FOR NSW	1	14.0%
OV - LEFT SA FOR OVERSEAS	1	14.0%
TG - TRANSFERRED TO SA GOVERNMENT SCHOOL	3	43.0%
U - UNKNOWN	2	29.0%

Data Source: Department for Education Destination Data Report, 2023. Data extract term 3 2023. Data shows recorded destinations for students that left the school in the previous year. Data is uploaded by schools in term 3 and may not reflect final or total figures at time of report creation.

Highest Qualifications held by the teaching workforce and workforce composition

All teachers at this school are qualified and registered with the SA Teachers Registration Board.

Qualification Level	Number of Qualifications
Bachelor's degrees or Diplomas	12
Postgraduate Qualifications	4

Data Source: Data extracted from Mandatory Workforce Information Collections as on the last pay date of June 2023. As self-reported by staff in the system.

Please note: Data includes staff who are Actively employed and on extended paid leave. Please note only the highest qualification of the Teaching staff is reported. Excludes any number of other certifications earned.

Workforce composition including indigenous staff

	Teaching Staff		Non-Teaching Staff	
	Indigenous	Non-Indigenous	Indigenous	Non-Indigenous
Full-Time Equivalents	0.0	13.9	0.0	5.1
Persons	0.0	16.0	0.0	8.0

Data Source: Data extracted from Mandatory Workforce Information Collection as on the last pay date of June 2023.

Please note: Data includes staff who are actively employed and on extended paid leave. "Indigenous category" is self-reported by staff in the system.

Financial Statement

Funding Source	Amount
Grants: State	\$2 277 707
Grants: Commonwealth	\$14 900
Parent Contributions	\$ 55 800
Fund Raising	\$11 588
Other	

Data Source: School supplied data.